



# RIALTO UNIFIED TRANSPORTATION SERVICES

## 2024-2025 FIELD TRIP CALENDAR

**\*INFO SUBJECT TO CHANGE**

July '24						
Su	M	Tu	W	Th	F	S
	1	2	3	4	5	6
7	8	9	10	11	12	13
14	15	16	17	18	19	20
21	22	23	24	25	26	27
28	29	30	31			

August '24						
Su	M	Tu	W	Th	F	S
				1	2	3
4	5	6	7	8	9	10
11	12	13	14	15	16	17
18	19	20	21	22	23	24
25	26	27	28	29	30	31

September '24						
Su	M	Tu	W	Th	F	S
1	2	3	4	5	6	7
8	9	10	11	12	13	14
15	16	17	18	19	20	21
22	23	24	25	26	27	28
29	30					

October '24						
Su	M	Tu	W	Th	F	S
		1	2	3	4	5
6	7	8	9	10	11	12
13	14	15	16	17	18	19
20	21	22	23	24	25	26
27	28	29	30	31		

November '24						
Su	M	Tu	W	Th	F	S
					1	2
3	4	5	6	7	8	9
10	11	12	13	14	15	16
17	18	19	20	21	22	23
24	25	26	27	28	29	30

December '24						
Su	M	Tu	W	Th	F	S
1	2	3	4	5	6	7
8	9	10	11	12	13	14
15	16	17	18	19	20	21
22	23	24	25	26	27	28
29	30	31				

January '25						
Su	M	Tu	W	Th	F	S
			1	2	3	4
5	6	7	8	9	10	11
12	13	14	15	16	17	18
19	20	21	22	23	24	25
26	27	28	29	30	31	




February '25						
Su	M	Tu	W	Th	F	S
						1
2	3	4	5	6	7	8
9	10	11	12	13	14	15
16	17	18	19	20	21	22
23	24	25	26	27	28	




March '25						
Su	M	Tu	W	Th	F	S
						1
2	3	4	5	6	7	8
9	10	11	12	13	14	15
16	17	18	19	20	21	22
23	24	25	26	27	28	29
30	31					

April '25						
Su	M	Tu	W	Th	F	S
		1	2	3	4	5
6	7	8	9	10	11	12
13	14	15	16	17	18	19
20	21	22	23	24	25	26
27	28	29	30			

May '25						
Su	M	Tu	W	Th	F	S
				1	2	3
4	5	6	7	8	9	10
11	12	13	14	15	16	17
18	19	20	21	22	23	24
25	26	27	28	29	30	31

June '25						
Su	M	Tu	W	Th	F	S
1	2	3	4	5	6	7
8	9	10	11	12	13	14
15	16	17	18	19	20	21
22	23	24	25	26	27	28
29	30					

-  School Closed/Recess-Use RUSD Weekend Rate Calc.
-  HOLIDAY-Use RUSD Weekend Rate Calc.
-  Weekend-Use RUSD Weekend Rate Calc.

-  March, April and May have a high volume of trips. Dates may start being blacked out due to non-availability. Email Transportation to confirm if the date of your trip is available.
-  Minimum day for Elementary, Middle or High School. Trips between 8:30AM-12:30PM use RUSD Calc. Trips outside this time, use Conflicting Trip Calc.
-  Elementary, Middle, High School Minimum Day. Trips between 8:30-11:30AM use RUSD Calc. Trips outside this time frame, use Conflicting Trip Calc. Call or email Transportation if any questions.

**\*\*\*REFERENCE ONLY TO ASSIST IN SCHEDULING A FIELD TRIP\*\*\***